



Fully motorized and battery built-in mobile DR unit

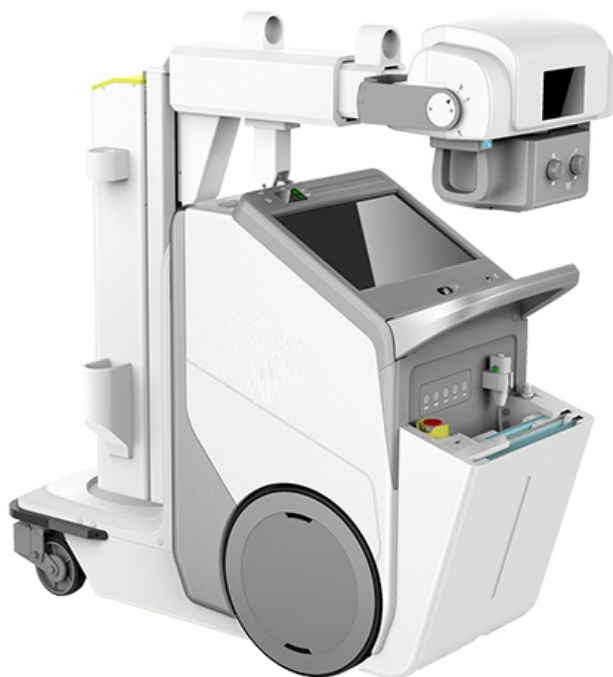
Jumong Mobile

SG Healthcare Jumong Mobile

Digital radiography specifications

Motorized system brings quality time to your work place

Jumong Mobile



Fully motorized digital x-ray system offers smooth access to your destination and makes you capture images on time.

Compatibility and Accessibility

Built-in battery, motorized wheels and **Wireless** flat panel detector are designed to improve workflow, throughput and patient care



1. Jumong Mobile

This compact wireless flat panel integrated X-ray system is designed to provide maximum performance and flexibility within a modern clinic environment. A light pressure applied to the drive handle moves the system in a gentle manner, allowing the unit to be controlled freely and effortlessly.



2. Image quality

High quality image processing software of SG Healthcare provides immaculate clinical images for all anatomical areas. Automated contrasting process instantly provides optimized images leaving your hands freely at your will.


Our WiFi detectors provide high and stable quality images under harsh environment (Shocks, vibrations, temperatures And humidity)
 The 17"x 17" Wireless digital detector supports large size diagnostic images.

2.1 Flat Detector [THALES 3543 EZ Wifi]

- Scintillator: CsI:TI
- Effective Imaging Area: 17"x17" (Inch)
- 3,072x3,072 matrix, 16bit AD conversion
- 139 micron pixel pitch
- Image acquisition and transfer time: 3 sec.
- Less than 10 sec. for between two exposure
- 3.6lp/mm spatial resolution
- Wireless

Use Environment of Detector

Item	Operation	Storage & Transportation
Temperature	· +10~+35°C	· -10~+55°C
Humidity	· 20~80% (Non-condensing)	· 5~95% (Non-condensing)
Atmospheric Pressure	· 700~ 1,100 hPa	· 500~ 1,100 hPa
Vibration	· 2G	· 2G



17"x17" cassette sized FPD

3. Digital workflow

Digitalized Jumong Mobile will be more convenient and faster compared to the analog radiography process. Both patients and clinicians can benefit from this digitalized process since clinicians can spend more time with patients. The Fineview user interface uses the data from the radiology image system(RIS) to automatically set the right pre-adjustments for image processing, printing and exporting to PACS or printer. All generator functionality is completely combined into the Fineview, saving you space and time.

3.1 Control console & Digital Unit

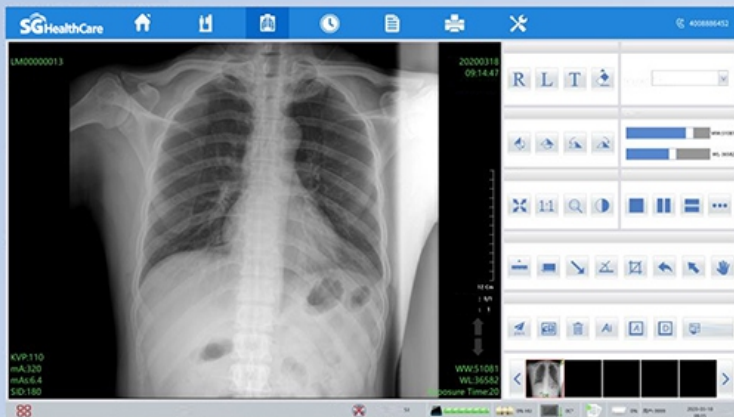
- 21 Color Touch Monitor
- HIS/RIS
- Integrated Console with generator
- Intel Core i3
- OS Win 10
- 500GB HDD and 4GB RAM



3.2 DICOM

Jumong Mobile is DICOM compatible. This means that you can benefit from all relevant DICOM services offered via this common medical data transfer standard. Storing, retrieving printing and other features may enhance your workflow. You can choose between the complete

- DICOM package, which includes:
 - DICOM WLM and Classic RIS (Work List Management)
 - DICOM MPPS (Modality Performed Procedure Step)
 - DICOM Print
 - DICOM Image Export, which includes the services DICOM Store and Storage Commit or you can choose each DICOM function individually.



SG MOBILE WORKFLOW SOLUTION

- Easy User Interface & Simple Workflow
- Professional Image Processing for Diagnostic Use
- DICOM 3.0 Compatible [Worklist, Storage, Printing]
- A variety of Image Measure Tools



4. X-ray generation

Dual-focus rotating anode X-ray tubes deliver superb performance over a long lifetime. It uses high performance components which can be joined into customer specific solutions. Also, generators feature a modern architecture based on a modular design. The generator control console is integrated in the fineview user interface to simplify workflow.

4.1 Generator

- High frequency generator
 - 50kW max.power
 - kV range: 40~150kV
 - mA range : 10~630 mA(according to kV selection)
 - mAs range: 0.1~ 630 mAs
 - Option- DAP
-

4.2 X-ray tube

- Rotating anode X-ray tube
 - Anode Heat Storage Capacity: 330KHU
 - Focal Spot: 0.8/1.0mm
 - Input Energy: min 40/75kW
-

4.3 Collimator

- Manual Collimator
 - Extractable meter for SID measure
 - Options
 - CU or AL filters
 - Laser centering and time adjusted light system
-





5. Service

Customer Oriented



Your values are of utmost importance to us. As a leading medical diagnostic device manufacturer, we take full responsibility in satisfying your needs by providing high quality products to the global market. Also, by collaborating user friendly interface and design, we actualize your desires and needs. We promise to stand by your side and always strive to add pleasure at your work place.

Approved Quality



We put great deal of emphasis on well-being of mankind. SG Healthcare upholds this value by manufacturing reliable and reasonable medical diagnostic devices. And also by distributing our quality products all over the world through fortified SG Healthcare's global network, we wish to present better life for every little breath.

24/7 Fast response



We embrace all challenges and counter act with pride and quickness to all claims. Fast response offers customers with satisfaction and improves reliability of SG Healthcare. We strive to provide the most comprehensive service for every claim, regardless of location and time. This is how we have maintained friendship over 30 countries worldwide.



Работайте с лучшими,
всё остальное компромисс!

8 (800) 775-10-98
medliga.ru